


# MAGNET SWITCHES WITH DIFFERENT CODES - 2SSR



SPECIFICATIONS	KEY FEATURES	CATEGORY 1
<p><b>CE, EN60947-5-1</b></p> <p>24V AC / DC, -15% +10%, 45ma input power supply</p> <p>5mm left-right</p> <p>1-4mm "ON" switching distance</p> <p>6mm opening switching "OFF" distance</p> <p>2 Amp; 250V AC, 30V DC contacts</p> <p>-13°F, +158°F</p> <p>NEMA 4X, IP67</p>	<ul style="list-style-type: none"> <li>• Safety Category 1 without separate module</li> <li>• Up to 8 different codes</li> <li>• Submersible</li> <li>• Red LED indicates "ON" actuation door closed</li> <li>• Polycarbonate housing</li> <li>• 2 Amp internal fuses</li> </ul>	<div style="border: 1px solid black; padding: 5px; width: fit-content; margin: 0 auto;">Stand alone switch design</div>  <p><b>2SSR24 Series</b> \$148 List Price</p>

Switch + Magnet Part#	Closed Safety Contacts*	Open Aux. Contacts*	List
2SSR 24V	2	-	\$148
2SSR 24BX	1	1	\$148

\*Contacts listed with power "ON" and door "CLOSED".

## Product Safety Category Capability

2SSR 24V/BX without\* safety module Level 1  
\*suppressor recommended. See page 35.

One 2SSR 24V/BX with AWAX safety module Level 4

Multiple (30 max.) 2SSR 24V/BX switches in series with AWAX safety module Level 3

Standard cable length 9.75 ft.  
For 19.5 ft. cable, add "-6M"  
to part# & add \$12.

**Example:** 2SSR 24V-6M \$? + \$12

## Unique Individual Codes

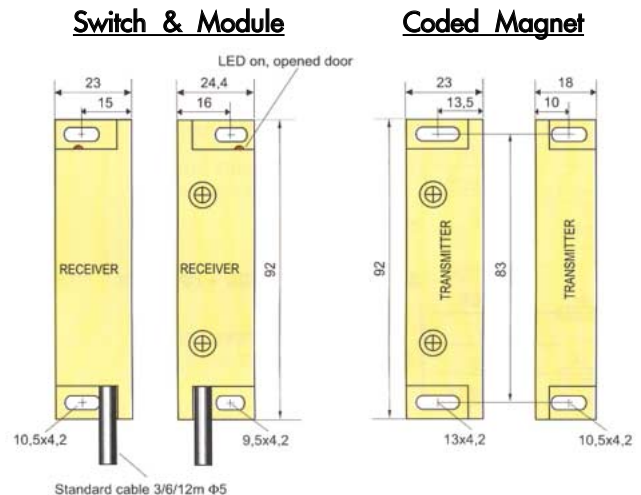
Up to eight different coded actuator versions are available.

Standard part#: 2SSR 24V, 2SSR 24Bx all share the same coded actuators.

For different coded versions, add -002 through -008 to the part#, and add \$26.00 List.

**Example:** 2SSR 24V-003

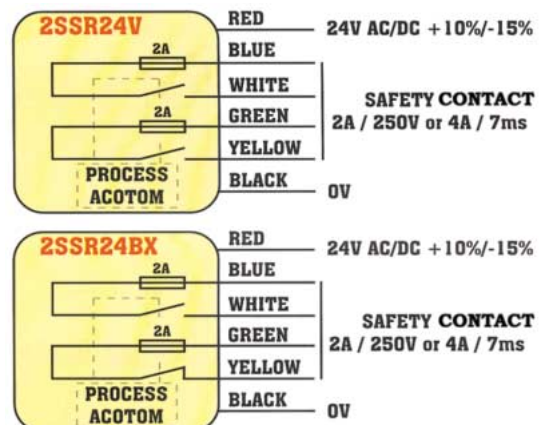
## Dimensions



**Views:** Top Side Top Side

## Electrical Diagrams

All wiring diagrams with power "OFF" and door "OPEN" or "CLOSED".



For direct relay coil switching a RC Varistor Suppressor is recommended: #D901190 \$13.00 List (See page 35).