


SPECIFICATIONS
CE, BG,  US
Input voltage: 24, 110, 230V AC, 24V DC +/-10%
LED indicators for power and K1/K2 status
Safety Category 4 per DIN EN954-1
Contact ratings: N.O. 5A, N.C. 2A @ 250V AC
45mm wide

KEY FEATURES
• 1 or 3 N.O. safety contacts, 1 N.C. auxiliary contacts
• Emergency stop circuits, interlocks, rope pulls and monitor of safety gates and mats
• 1 or 2 channel connections
• Gold contacts rated for 300ma @ 60V PLC input
• Removable terminal strips
• Over voltage & short circuit protection
• Selectable cross fault detection in E-stop
• Power "ON" or manual activation

CATEGORY 4

BD5935 Series

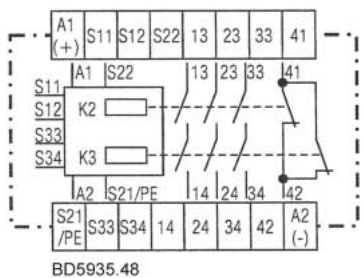
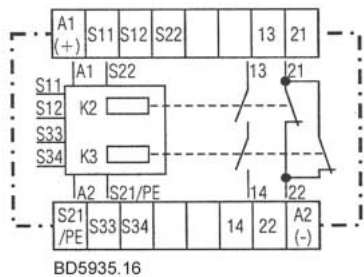
Part#	Safety Contacts	Aux. Contacts	Input* Devices	List
BD5935.16	1 N.O.	1 N.C.	1 or 2	\$250
BD5935.48	3 N.O.	1 N.C.	1 or 2	\$250

\* For safety category 4 or daisy chained input devices for category 3

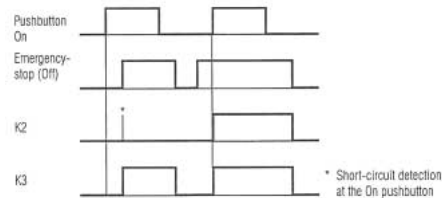
**Voltage Code:**  
 For 24V DC ONLY add suffix "N" to BH P/N  
 For 24V AC add suffix "G" to BH P/N  
 For 110V AC add suffix "A" to BI P/N.  
 For 230V AC add suffix "C" to BI P/N

**Example:** For a 3 N.O. 1 N.C., 24V DC safety module, P/N will be BD5935.48-N

### Circuit Diagrams



### Function Diagram



### Block Diagram

