
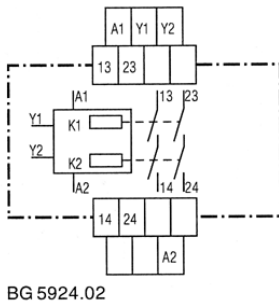


SPECIFICATIONS	KEY FEATURES	CATEGORY 4
<p>CSA, CE, BG, cUL_{us}</p> <p>Input voltage: 24V AC / DC, 230V AC +/-10%</p> <p>LED indicators for channel 1/2 states</p> <p>Category 4 according to DIN EN 954-1</p> <p>Safety contact ratings: 3A @ 250V AC</p> <p>22.5 mm wide</p>	<ul style="list-style-type: none"> • 2 N.O. safety contacts • Single channel operation • Emergency stop circuit and monitor of safety gates • Satisfies EU directive for machine -98/73/EG, IEC 204-1, -DIN EN 60 204.1:1997, DIN VDE 0113-1 • Removeable terminal strips 	 <p>BG5924 Series</p>

Part#	Safety Contacts	Input* Devices	List
BG5924.02	2 N.O.	1	\$203

* For safety category 4 or daisy chained input devices for category 3

Circuit Diagrams

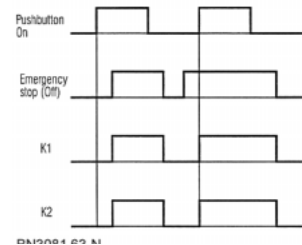


Voltage Code:

For 24V DC ONLY add suffix "N" to BH P/N
 For 24V DC/AC add suffix "GN" to BH P/N
 For 230V AC add suffix "C" to BI P/N

Example: For a 2 N.O., 24V DC safety module, P/N will be BG5924.02-N

Function Diagram



Block Diagram

