
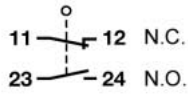


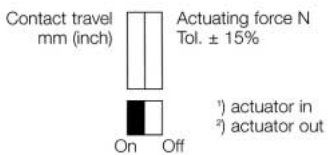

SPECIFICATIONS	KEY FEATURES	2 POLE
<p><b>NEMA 4, 12</b></p> <p>2 Pole</p> <p>10<sup>6</sup> Mechanical Operations</p> <p>10 Amp 500V AC, UL 300V AC, CSA</p> <p>6 Amp 24V DC</p> <p>-22° F + 176° F min/max temp.</p> <p>13.2 lbs. Door Holding Force</p> <p>4.4 lbs. Closing Force</p> <p>Cable Entry Thread M20 x 1.5 + 1/2" NPT</p> <p>UL, CSA, CE, BG, IEC 947-5-1</p> <p>BG Safety Agency Approved</p>	<ul style="list-style-type: none"> <li>• Screw Terminals</li> <li>• Quick Connect Option</li> <li>• Painted Steel + Aluminum</li> <li>• Positive Opening N.C. contact →</li> <li>• Tamper Resistant</li> <li>• Steel flexible key, 6" min. Closing Radius</li> </ul>	<p style="text-align: center;"><b>Metal - Rugged</b></p>  <p style="text-align: center;"><b>GC Series</b> <b>\$176 List Price</b></p> <p style="text-align: center;"><u>Includes</u> actuator key.</p>

**Part #** GC-U1ZVT 90

Contact layout →  
(with key inserted)

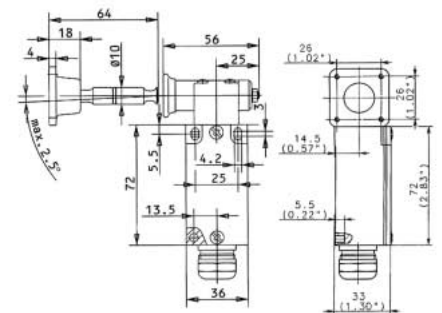
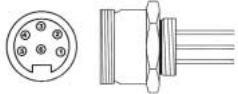


Slow-Action

### Technical Specifications

- Contacts:**  
Sliver - Nickel alloy
- Short Circuit Protection:**  
6A slow blow, 10A fast blow
- Max Wire Size:**  
Standard or Solid  
20 AWG (0.5mm<sup>2</sup>) to  
16 AWG (1.5mm<sup>2</sup>)
- Max switching distance per second:** 4 in.
- Max switching operations per minute:** 10

**Quick Connect Option:**  
See page 25.  
For Plug and Socket options.



**Metal 1/2" NPT:**  
adaptor supplied standard.



**Cord Grip Cable Gland Option:**  
Add "GR" to part # to replace the standard M20 to 1/2" NPT Adaptor. For 5mm to 13mm cable diameter Plastic.  
**Example:** GC-U1VT 90  
(no extra charge)